
CHEYENNE FIRE RESCUE

WE STRIVE TO SAVE

2026 SIXTH PENNY BALLOT
6TH PENNY WORK SESSION



ROADMAP

Introduction

Fleet

Fire Stations

Equipment

The Future



ABOUT CHEYENNE FIRE RESCUE

- Our motto: We Strive to Save.
 - Our Mission
 - History of the Department
 - Our Team
-

SERVICES WE PROVIDE



ACHIEVEMENTS AND IMPACTS



FINANCIAL OVERVIEW




OUR NEEDS

- **Fleet replacement Problems**

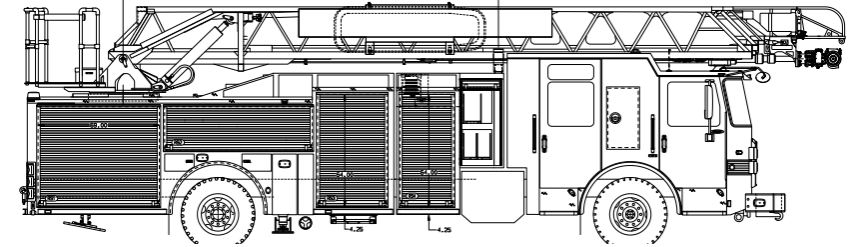
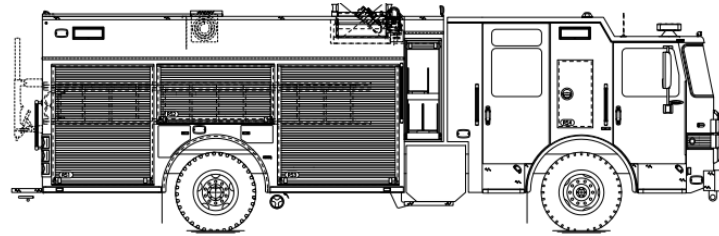
- Market time frames
- Cost of Maintenance and Repair
- Pricing

- **Fleet Replacement Solutions**

- Long-term Planning and Projection
- Resource typing and allocation based on service areas
- Alternative Response Models



REQUEST FOR FIRE APPARATUS



- Bid #E-4-25
- Bid Amount: \$5,023,363.63
- What we are getting
 - Two type 1 Fire Engines
 - One Quint ladder truck

REQUEST FOR RESPONSE APPARATUS/STAFF VEHICLES

- Type 6 Brush Truck
- Mid size SUVs
- Large SUV
- Mini-Pumper



EQUIPMENT



REQUEST FOR FIRE STATIONS



CHEYENNE FIRE STATIONS 2 & 6 (2025)

Project Location: CHEYENNE, WYOMING
 Estimate Type: Conceptual
 Project Duration: STATION 2: 12M / STATION 6: 12 M
 Project SF: 31,970
 Estimator:

Revision: 1
 Due Date: 8/26/2025

AREA SF
 17,695

AREA SF
 14,275

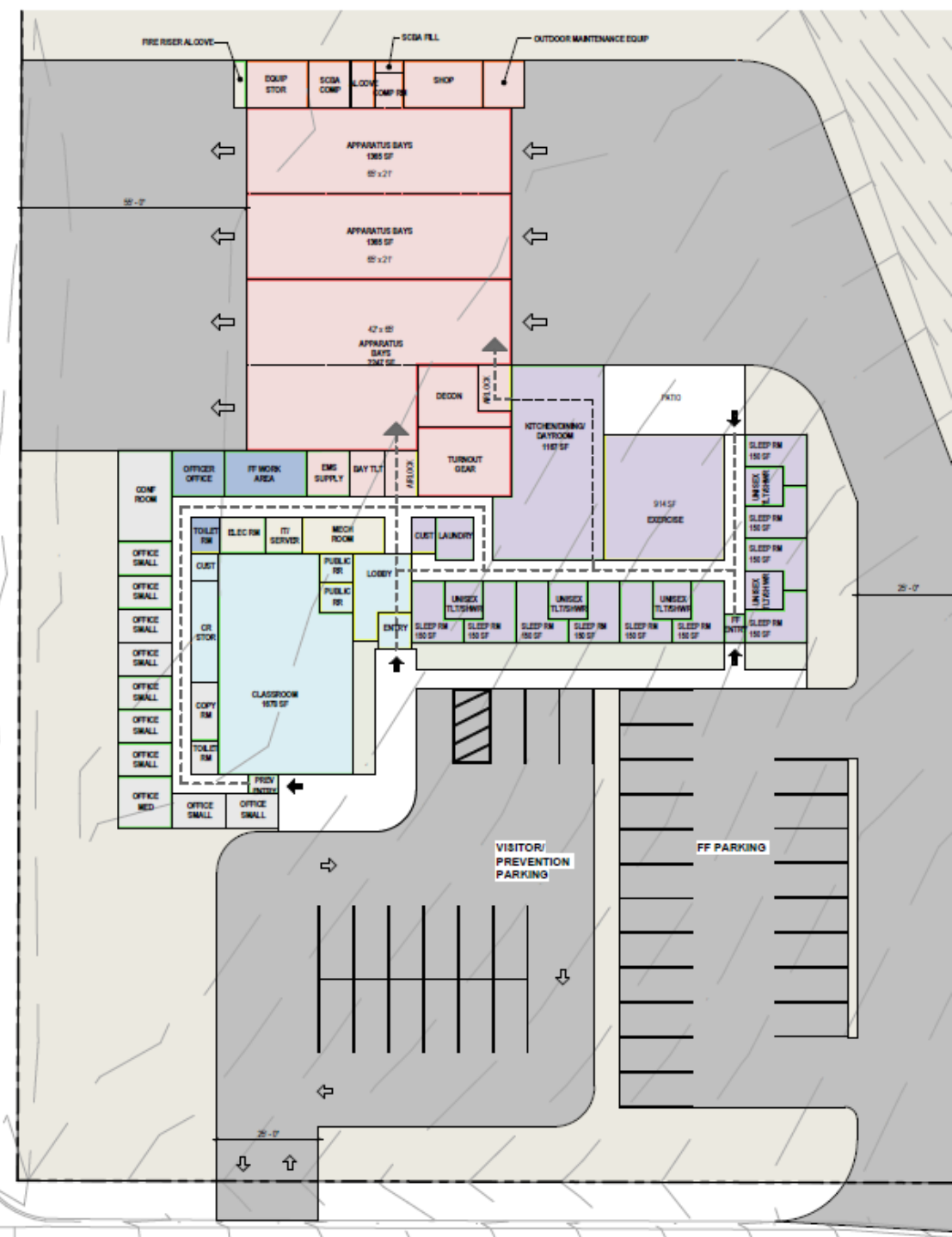
AREA SF
 0

		BASE		AB	AC
Description	Total Cost	STATION 2	STATION 6 UPDATE (AUG 2025)	STATION 6 (APRIL 2025)	
Division 01	GENERAL REQUIREMENTS	\$ 1,080,000	\$ 540,000	\$ 540,000	\$ 630,000
Division 02	EXISTING CONDITIONS	\$ 179,332	\$ 94,351	\$ 84,981	\$ 100,338
Division 03	CONCRETE	\$ 1,349,668	\$ 708,509	\$ 641,159	\$ 922,922
Division 04	MASONRY	\$ 1,444,085	\$ 799,283	\$ 644,802	\$ 1,041,169
Division 05	METALS	\$ 1,048,476	\$ 589,249	\$ 459,227	\$ 761,519
Division 06	WOOD & PLASTIC	\$ 589,207	\$ 326,119	\$ 263,088	\$ 424,812
Division 07	THERMAL & MOISTURE PROTECTION	\$ 1,723,899	\$ 889,228	\$ 834,671	\$ 1,353,532
Division 08	DOORS & WINDOWS	\$ 1,402,875	\$ 738,863	\$ 664,012	\$ 869,400
Division 09	FINISHES	\$ 1,976,408	\$ 1,056,301	\$ 920,107	\$ 1,418,089
Division 10	SPECIALTIES	\$ 196,422	\$ 85,650	\$ 110,772	\$ 129,504
Division 11	EQUIPMENT	\$ 273,889	\$ 108,757	\$ 165,132	\$ 174,433
Division 12	FURNISHINGS	\$ 54,988	\$ 30,435	\$ 24,553	\$ 39,646
Division 13	SPECIAL SYSTEMS	\$ -	\$ -	\$ -	\$ -
Division 14	CONVEYING SYSTEMS	\$ 110,000	\$ 110,000	\$ -	\$ 110,000
Division 21	FIRE SUPPRESSION	\$ 154,735	\$ 85,644	\$ 69,091	\$ 111,562
Division 22	PLUMBING	\$ 1,237,240	\$ 684,797	\$ 552,443	\$ 892,035
Division 23	HVAC	\$ 1,148,539	\$ 635,781	\$ 512,758	\$ 827,956
Division 26	ELECTRICAL	\$ 2,012,525	\$ 1,088,125	\$ 924,400	\$ 1,415,800
Division 27	COMMUNICATIONS	\$ 54,668	\$ 30,258	\$ 24,410	\$ 39,416
Division 28	ELECTRONIC SAFETY & SECURITY	\$ 40,000	\$ 20,000	\$ 20,000	\$ 20,000
Division 31	EARTHWORK	\$ 1,146,162	\$ 664,317	\$ 481,845	\$ 689,833
Division 32	EXTERIOR IMPROVEMENTS	\$ 1,430,800	\$ 572,675	\$ 858,125	\$ 893,815
Division 33	UTILITIES	\$ 378,048	\$ 189,024	\$ 189,024	\$ 189,024
SUBTOTAL:		\$ -	\$ 10,047,366	\$ 8,984,600	\$ 13,054,805
BUILDING PERMIT & PLAN CHECK FEE	BY OTHERS	\$ -	\$ -	\$ -	\$ -
BID CONTINGENCY	2.00%	\$ 380,639	\$ 200,947	\$ 179,692	\$ 261,096
ANTICIPATED ESCALATION (SPRING 2026)	5.00%	\$ 970,631	\$ 512,416	\$ 458,215	\$ 665,795
CONTRACTOR'S CONTINGENCY	3.00%	\$ 611,497	\$ 322,822	\$ 288,675	\$ 419,451
CMAR MARKET RATE MARK-UP (INSURANCE / BONDS / FEE)	6.50%	\$ 1,364,658	\$ 720,431	\$ 644,227	\$ 936,075
ESTIMATE TOTAL:		\$ 22,359,391	\$ 11,803,982	\$ 10,555,409	\$ 15,337,222
			\$667 \$ per SF	\$739 \$ per SF	\$665 \$ per SF
				Updated Estimate	Prev Estimate



STATION 6 (ONE STORY)

ING



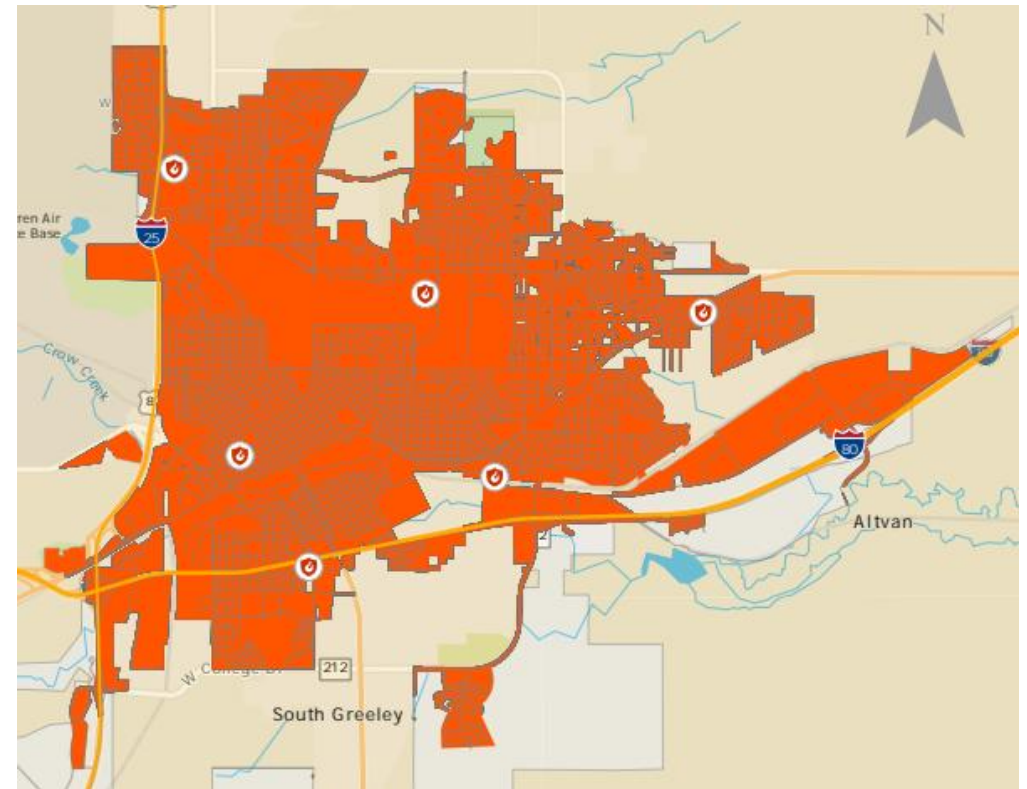


CHEYENNE
EMERGENCY RESPONSE
FIRE STATION NO. X

KEEP BACK
500 FEET



THE FUTURE



THANK YOU

The CFR Team
Cheyennefire.org
